

**New sign regulations are in effect, as of June 3rd, 2019. There is no category for election signs as all signs are governed by the structure that they are on, and/or material that they are made of, and not by their content.**

The table is presented to help identify commonly used signs for campaigning along with where they are allowed, what is allowed, and what is restricted.

### Useful Tips

- **No signs can be located in the public right-of-way.** Guide to finding right-of-way;
  - ⇒ Sign should be set back at least 12 feet from adjoining curb edge of the adjacent roadway and behind sidewalk.
  - ⇒ If no curb or sidewalk exists, 12 feet from the edge of the pavement.
  - ⇒ A sign taller than 2 feet cannot be placed in a visibility triangle.
  - ⇒ Power poles are in the right-of-way. If the sign is between power pole and street, it is in right-of-way.
- No signs can be attached to power poles, traffic signs, or utility boxes.

### Sign Removal

A sign is subject to removal by the City as follows:

- Private property. Any sign, including any political sign, located within an unsafe location is subject to removal by the City. However, the City generally seeks the cooperation of the owner of the private property before doing so.
- Public property (not right-of-way). The City will remove private signs, including political signs, placed on City owned property or structures.
- Public property (right-of-way). The City will remove private signs, including political signs, placed in public right-of-way.
- City staff cannot relocate your signs to an appropriate location for you.

### What does the City do with signs that they remove?

The City will retain the sign for at least 5 business days so the candidate or campaign representative may retrieve the sign. The sign will be discarded after 5 days. We will use contact information from your Candidate Affidavit to notify you if we remove an illegal sign.






## Guide to Political Sign Placement

Arvada Police Department  
Neighborhood Services Team

8101 Ralston Road  
Arvada, CO 80001

[codeenforcement@arvada.org](mailto:codeenforcement@arvada.org)  
Phone: 720-898-7465



What you may be used to	Now Called	Land Development Code	Sign Districts			
			Olde Town	Commercial	Multi-family Residential	Residential
<b>Yard Signs</b> 	<b>Yard Signs</b>	6.17.10 Table 6.17.10B	<ul style="list-style-type: none"> <li>• Not allowed on business only lots</li> <li>• Unlimited on lots with residence</li> <li>• 6 SF max (per sign)</li> <li>• 4 ft. high</li> </ul>	<ul style="list-style-type: none"> <li>• 2 allowed per vehicle entrance</li> <li>• 8 SF max (per sign)</li> <li>• 4 ft. high</li> <li>• Setback 2 ft. from property line &amp; 2 ft. from all other signs</li> <li>• Not more than 10 ft. from vehicle access point</li> </ul>	<ul style="list-style-type: none"> <li>• Residential building not limited</li> <li>• Non-residential bldg. 1 per 80 ft. of frontage</li> <li>• 8 SF max (per sign)</li> <li>• 4 ft. high</li> <li>• 2 ft. from property line &amp; 2 ft. from all other signs</li> </ul>	<ul style="list-style-type: none"> <li>• Residential not limited in numbers</li> <li>• Non-residential: 1 per 80 ft. of property frontage</li> <li>• 6 SF max (per sign)</li> <li>• 4 ft. high</li> <li>• 2 ft. from property line &amp; 2 ft. from all other signs</li> </ul>
<b>Campaign Signs</b> 	<b>Site Sign</b>	6.17.10 Table 6.17.10B	<ul style="list-style-type: none"> <li>• 1 per property</li> <li>• 16 SF max (per sign)</li> <li>• 6 ft. high</li> <li>• 2 ft. from front property lines</li> <li>• 10 ft. from all other property lines</li> <li>• 10 ft. from other signs</li> <li>• 12 ft. from building walls</li> </ul>	<ul style="list-style-type: none"> <li>• 1 per 600 LF of property frontage</li> <li>• 32 SF max (per sign)</li> <li>• 6 ft. high</li> <li>• 2 ft. from front property lines</li> <li>• 10 ft. from all other property lines</li> <li>• 10 ft. from other signs</li> <li>• 12 ft. from building walls</li> </ul>	<ul style="list-style-type: none"> <li>• 1 per 600 LF of property frontage (not allowed if under 2 acres)</li> <li>• 32 SF max (per sign)</li> <li>• 6 ft. high</li> <li>• 2 ft. from front property lines</li> <li>• 10 ft. from all other property lines</li> <li>• 10 ft. from other signs</li> <li>• 12 ft. from building walls</li> </ul>	<ul style="list-style-type: none"> <li>• 1 per 600 LF of property frontage (not allowed if under 2 acres)</li> <li>• 32 SF max (per sign)</li> <li>• 6 ft. high</li> <li>• 2 ft. from front property lines</li> <li>• 10 ft. from all other property lines</li> <li>• 10 ft. from other signs</li> <li>• 12 ft. from building walls</li> </ul>
<b>Banners</b> 	<b>Attached Banners</b> (to building)	6.17.9 Table 6.17.9B	<ul style="list-style-type: none"> <li>• 1 per building</li> <li>• 40 SF max (per sign)</li> </ul>	<ul style="list-style-type: none"> <li>• 1 per 300 LF of bldg. frontage, no more than 3</li> <li>• 40 SF max (per sign)</li> </ul>	<ul style="list-style-type: none"> <li>• 1 per building</li> <li>• 40 SF max (per sign)</li> </ul>	<ul style="list-style-type: none"> <li>• Not allowed on residential building</li> <li>• Nonresidential Bldg - 1</li> </ul>
	<b>Detached Banners</b>	6.17.10 Table 6.17.10B	<ul style="list-style-type: none"> <li>• 1 per frontage</li> <li>• 48 SF max (per sign)</li> <li>• See code for specific mounting info</li> </ul>	<ul style="list-style-type: none"> <li>• 1 per frontage</li> <li>• 48 SF max (per sign)</li> <li>• See code for specific mounting info</li> </ul>	<ul style="list-style-type: none"> <li>• 1 per frontage</li> <li>• 48 SF max (per sign)</li> <li>• See code for specific mounting info</li> </ul>	<ul style="list-style-type: none"> <li>• Not Allowed</li> </ul>

**How long can the sign stay up?** That is based on material type. Exact standards can be found in the Land Development Code (Tables 6.17.11A and 6.17.11B). The time frames for the material that is normally used is; Yard Sign = 150 days, Site Sign = 150 days, Banner = 120 days.

Information included in table provides limited common information. Some sign types include area for signs already present. Example: If there is already a site sign on the property, then another one used for campaign purposes would not be allowed. The regulations restrict the total number of signs on a single property. Please check with staff or refer to the Land Development Code for items not covered. SF=Square feet, LF=Linear feet.