

**All signs, including political signs, are regulated according to the structure that they are on, and/or material that they are made of, and not by their content.**

The table is presented to help identify commonly used campaign signs along with where they are allowed, what is allowed, and what is restricted.

**Useful Tips**

- **No signs can be located in the public right-of-way.** Guide to finding right-of-way;
  - ⇒ Sign should be set back at least 12 feet from adjoining curb edge of the adjacent roadway and behind sidewalk.
  - ⇒ If no curb or sidewalk exists, 12 feet from the edge of the pavement.
  - ⇒ A sign taller than 2 feet cannot be placed in a visibility triangle.
  - ⇒ Power poles are in the right-of-way. If the sign is between power pole and street, it is in the right-of-way.
- No signs can be attached to power poles, traffic signs, or utility boxes.

**Sign Removal**

A sign is subject to removal by the City as follows:

- Private property. Any sign, including any political sign, located within an unsafe location is subject to removal by the City. However, the City generally seeks the cooperation of the private property owner before doing so.
- Public property (not right-of-way). The City will remove private signs, including political signs, placed on City owned property or structures.
- Public property (right-of-way). The City will remove private signs, including political signs, placed in public right-of-way.
- City staff cannot relocate your signs to an appropriate location for you.

**What does the City do with signs that they remove?**

The City will retain the sign for at least 5 business days so the candidate or campaign representative may retrieve the sign. The sign will be discarded after 5 days. We will use contact information from your Candidate Affidavit to notify you if we remove an illegal sign.






# Guide to Political Sign Placement

Arvada Police Department  
Neighborhood Services Team

8101 Ralston Road  
Arvada, CO 80001

[codeenforcement@arvada.org](mailto:codeenforcement@arvada.org)  
Phone: 720-898-7465



What you may be used to	Now Called	Land Development Code (LDC)*	Sign Districts*			
			Olde Town (OT)	Mixed Use-Commercial-Industrial (MX, C, I)	Multi-family Residential (RM)	Single-Family Residential (RS)
<b>Yard Signs</b> 	<b>Yard Signs</b>	6-1-6-2 Table 6-1-6-2	<ul style="list-style-type: none"> <li>• 2 per property</li> <li>• 4 ft. high</li> <li>• 2 ft. from property lines; 2 ft. From all other signs</li> <li>• See Table 6-1-6-2 for all stds.</li> </ul>	<ul style="list-style-type: none"> <li>• 2 allowed per vehicle entrance</li> <li>• 8 SF max per sign</li> <li>• 4 ft. high</li> <li>• 2 ft. from property line &amp; 2 ft. from all other signs</li> <li>• See Table 6-1-6-2 for all stds.</li> </ul>	<ul style="list-style-type: none"> <li>• Residential bldg. no limit</li> <li>• Nonresidential bldg. 1 per 80 ft. of frontage</li> <li>• 8 SF max per sign</li> <li>• 4 ft. high</li> <li>• 2 ft. from property line &amp; 2 ft. from all other signs</li> <li>• See Table 6-1-6-2 for all stds.</li> </ul>	<ul style="list-style-type: none"> <li>• Residential bldg. no limit</li> <li>• Nonresidential: 1 per 80 ft. of property frontage</li> <li>• 6 SF max per sign</li> <li>• 4 ft. high</li> <li>• 2 ft. from property line &amp; 2 ft. from all other signs</li> <li>• See Table 6-1-6-2 for all stds.</li> </ul>
<b>Campaign Signs</b> 	<b>Site Sign</b>	6-1-6-2 Table 6-1-6-2	<ul style="list-style-type: none"> <li>• 1 per property</li> <li>• 16 SF max per sign</li> <li>• 6 ft. high</li> <li>• 2 ft. from front property lines</li> <li>• 10 ft. from all other property lines</li> <li>• 10 ft. from other signs</li> <li>• 12 ft. from bldg. walls</li> <li>• See Table 6-1-6-2 for all stds.</li> </ul>	<ul style="list-style-type: none"> <li>• 1 per 600 LF of property frontage</li> <li>• 32 SF max per sign</li> <li>• 6 ft. high</li> <li>• 2 ft. from front property lines</li> <li>• 10 ft. from all other property lines</li> <li>• 10 ft. from other signs</li> <li>• 12 ft. from bldg. walls</li> <li>• See Table 6-1-6-2 for all stds</li> </ul>	<ul style="list-style-type: none"> <li>• 1 per 600 LF of property frontage (not allowed if under 2 acres)</li> <li>• 32 SF max per sign</li> <li>• 6 ft. high</li> <li>• 2 ft. from front property lines</li> <li>• 10 ft. from all other property lines</li> <li>• 10 ft. from other signs</li> <li>• 12 ft. from bldg. walls</li> <li>• See Table 6-1-6-2 for all stds.</li> </ul>	<ul style="list-style-type: none"> <li>• 1 per 600 LF of property frontage (not allowed if under 2 acres)</li> <li>• 32 SF max per sign</li> <li>• 6 ft. high</li> <li>• 2 ft. from front prop. lines</li> <li>• 10 ft. from all other property lines</li> <li>• 10 ft. from other signs</li> <li>• 12 ft. from bldg. walls</li> <li>• See Table 6-1-6-2 for all stds.</li> </ul>
<b>Banners</b> 	<b>Attached Banners (to building)</b>	6-1-6-1(B) Table 6-1-6-1	<ul style="list-style-type: none"> <li>• 1 per bldg.</li> <li>• 40 SF max (per sign)</li> </ul>	<ul style="list-style-type: none"> <li>• Unframed-1 per 300 LF of bldg. frontage, max. 3</li> <li>• Framed- 1 per 150 LF of bldg. frontage, max. 3</li> <li>• 40 SF max per sign</li> </ul>	<ul style="list-style-type: none"> <li>• 1 per bldg.</li> <li>• 40 SF max per sign</li> </ul>	<ul style="list-style-type: none"> <li>• Not allowed on residential bldg.</li> <li>• Nonresidential bldg. - 1</li> </ul>
	<b>Detached Banners</b>	6-1-6-2 Table 6-1-6-2	<ul style="list-style-type: none"> <li>• 1 per frontage</li> <li>• 48 SF max per sign</li> <li>• 6 ft. high</li> <li>• See LDC for mounting info</li> </ul>	<ul style="list-style-type: none"> <li>• 1 per frontage</li> <li>• 48 SF max per sign</li> <li>• 6 ft. high</li> <li>• See LDC for mounting info</li> </ul>	<ul style="list-style-type: none"> <li>• 1 per frontage</li> <li>• 48 SF max per sign</li> <li>• 6 ft. high</li> <li>• See LDC for mounting info</li> </ul>	<ul style="list-style-type: none"> <li>• Not Allowed</li> </ul>

**How long can a sign be displayed?** Permitted display duration is based on sign material type. Duration standards can be found in LDC tables 6-1-6-3A and 6-1-6-3B.

\*This table provides only a limited summary of LDC information. Please contact City staff or refer to the LDC for complete sign regulations. SF=Square feet, LF=Linear feet.